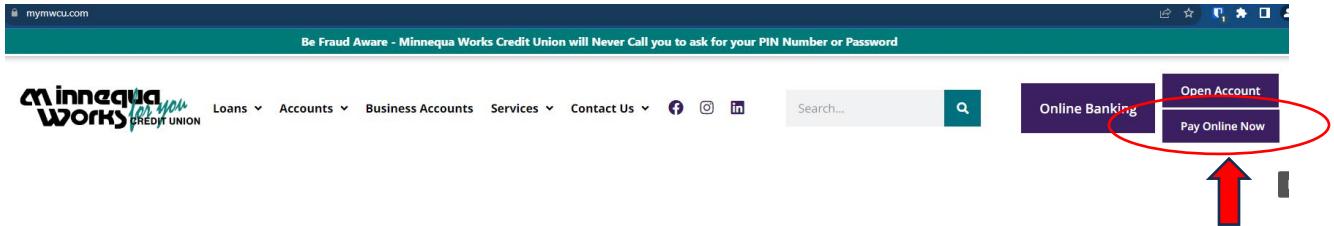


# MAKING AN ONLINE PAYMENT

## REGISTER FIRST

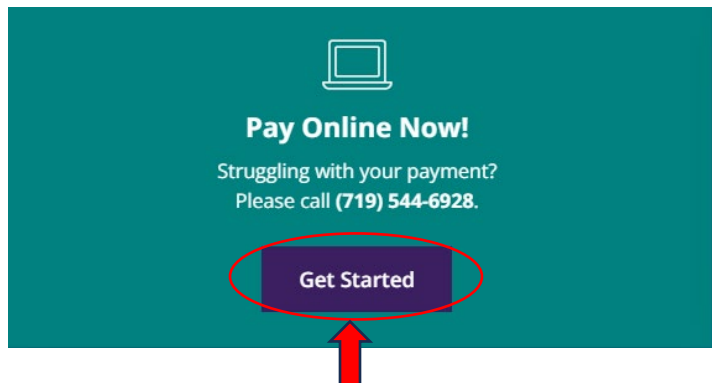
Start by clicking link on Minnequa Works homepage at [www.mymwcu.com](http://www.mymwcu.com) in upper right corner: "Pay Online Now"



Let us work Overtime For You!

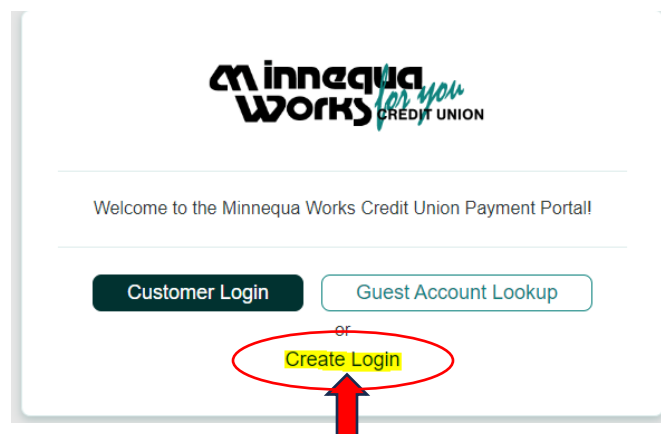


Or click on "Get Started" at the bottom of the home page




It will direct you to the Reay link

<https://mymwcu.repay.io/ebpp/#/>



First time users will need to click on Create Login. It will then take you to back to the Customer Registration link and that screen can be closed. It will give you the link after registration is completed and password is set.



### Customer Registration

First Name\*


Last Name\*

Email\*

Last Four SSN\*

Date of Birth\*

This site is protected by reCAPTCHA and the Google [Privacy Policy](#) and [Terms of Service](#) apply.



Enter your information for **Primary member on that account only**, all information requested for registration must match what is listed for the Primary member at the Credit Union for verification purposes. It will not allow a registration with joint owner information. Once all fields are filled in with the verified information it will make the Register tab available to select. Once selected a green box at the bottom will appear saying email was sent.


Email will include your Username and asks you to set a password.

Welcome J [REDACTED]

An account for you has been created with Minnequa Works Credit Union.

Your Username:  
[REDACTED]@uw.com

To be able to access your account for the first time, please click the button below to set your password.



Once you select Set Password it will take you to the following screen. Enter your desired password and re-enter to confirm. Click on "Save Password" when done.

**Minnequa Works** *for you* CREDIT UNION

### Set New Password

Password

Confirm Password

Your password must contain:

- at least 10 characters
- at least one digit
- at least one upper-case letter
- at least one lower-case letter

[Save Password](#)

[← Sign in](#)

Customer Login link with your email address and password loaded.

**Minnequa Works** *for you* CREDIT UNION

### Customer Sign In

✓ Password has been reset successfully.

Email

Password

[Forgot your password?](#) [Sign in](#)

Select Sign in. It will then take you to your loan with the Credit Union (if you have more than one it will display all of them under that account number. You can then select how and when you would like to pay. There are many options on how you would like to pay and can also be set as a re-occurring ACH payment.

If you have loans under a different primary account number they will not be linked, you will need to register that account with that Primary borrower's information.

Once registered you can then click on the Customer Login next time you need to Login.

Call, chat with us, or text if you have any questions.